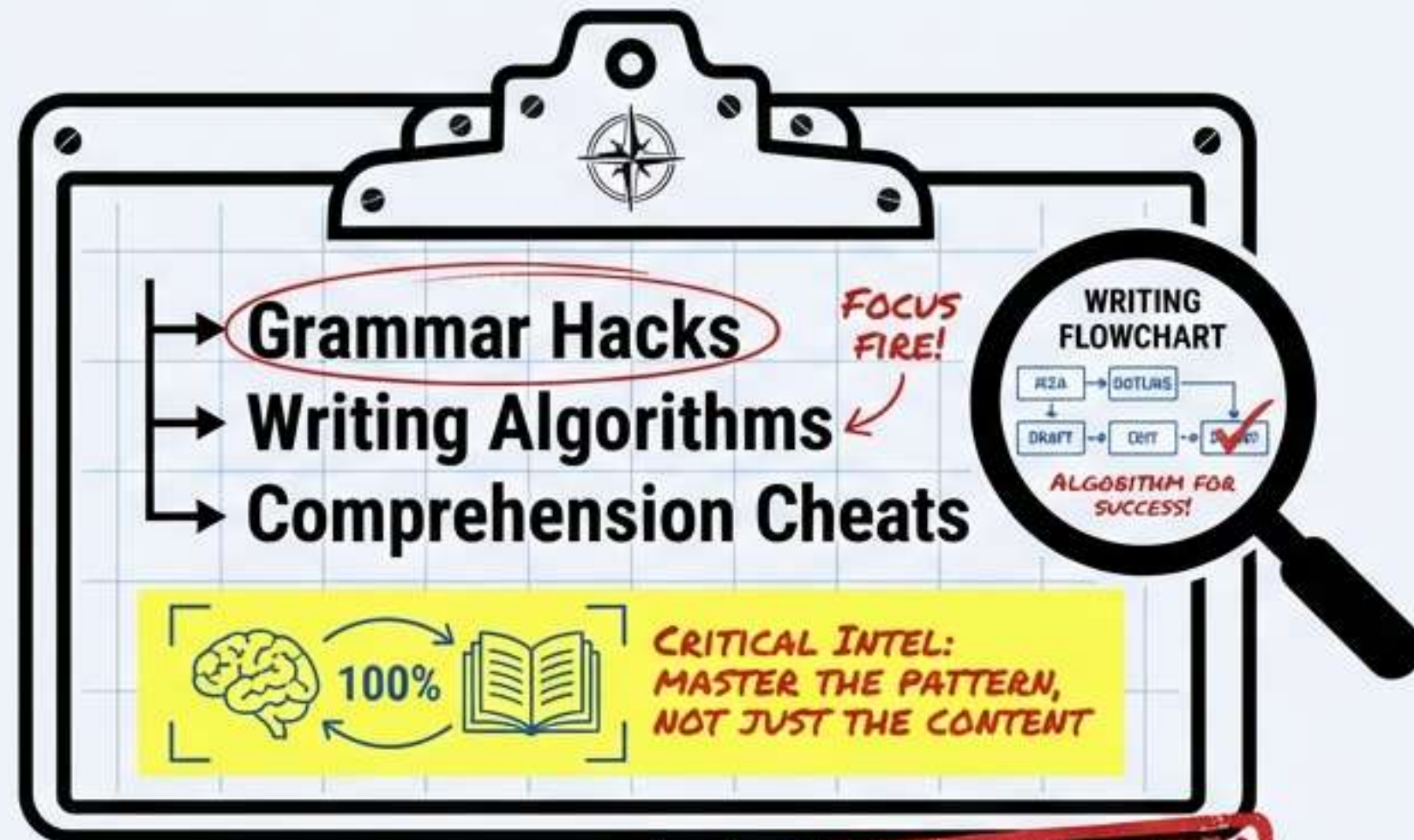


THE CLASS 10 ENGLISH MASTERY PLAYBOOK

THE ULTIMATE BOARD EXAM SURVIVAL GUIDE







TARGET: 80/80 MARKS

MISSION CRITICAL:
NO MARKS
LEFT BEHIND!

PERMANENT MARKER

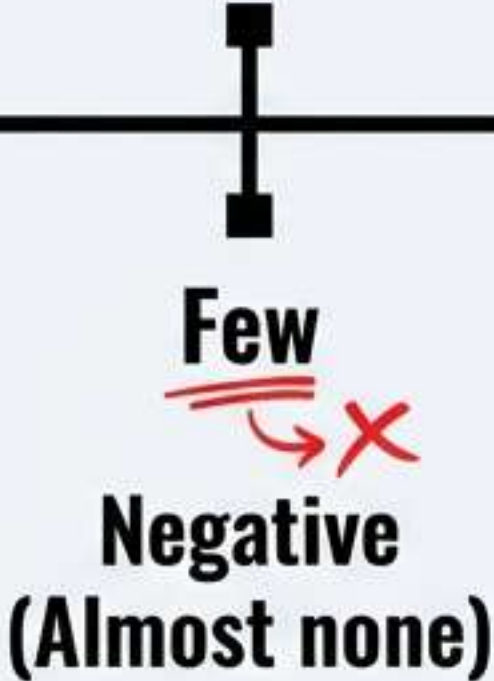
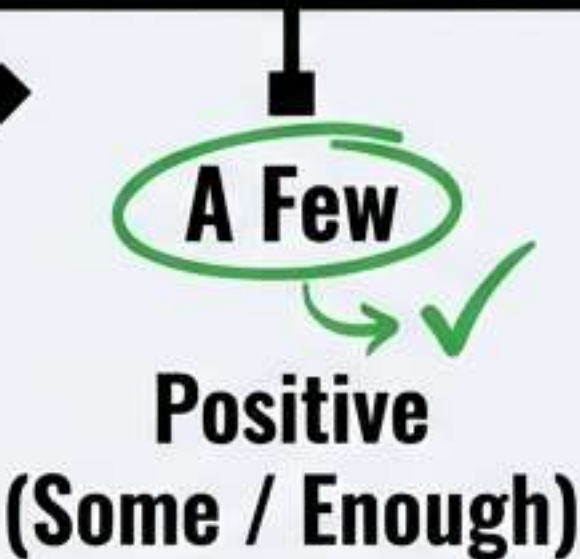
MODULE 1: DETERMINERS - THE PRECISION TOOLS

THE SOUND RULE

	SPELLING	SOUND
	University Use A 	Starts with 'U' (Vowel Letter) but 'Yoo' (Consonant Sound).
	Honest Use AN 	Starts with 'H' (Consonant Letter) but 'O' (Vowel Sound).

RULE: A/An DEPENDS ON SOUND, NOT SPELLING.

THE QUANTIFIER MATRIX

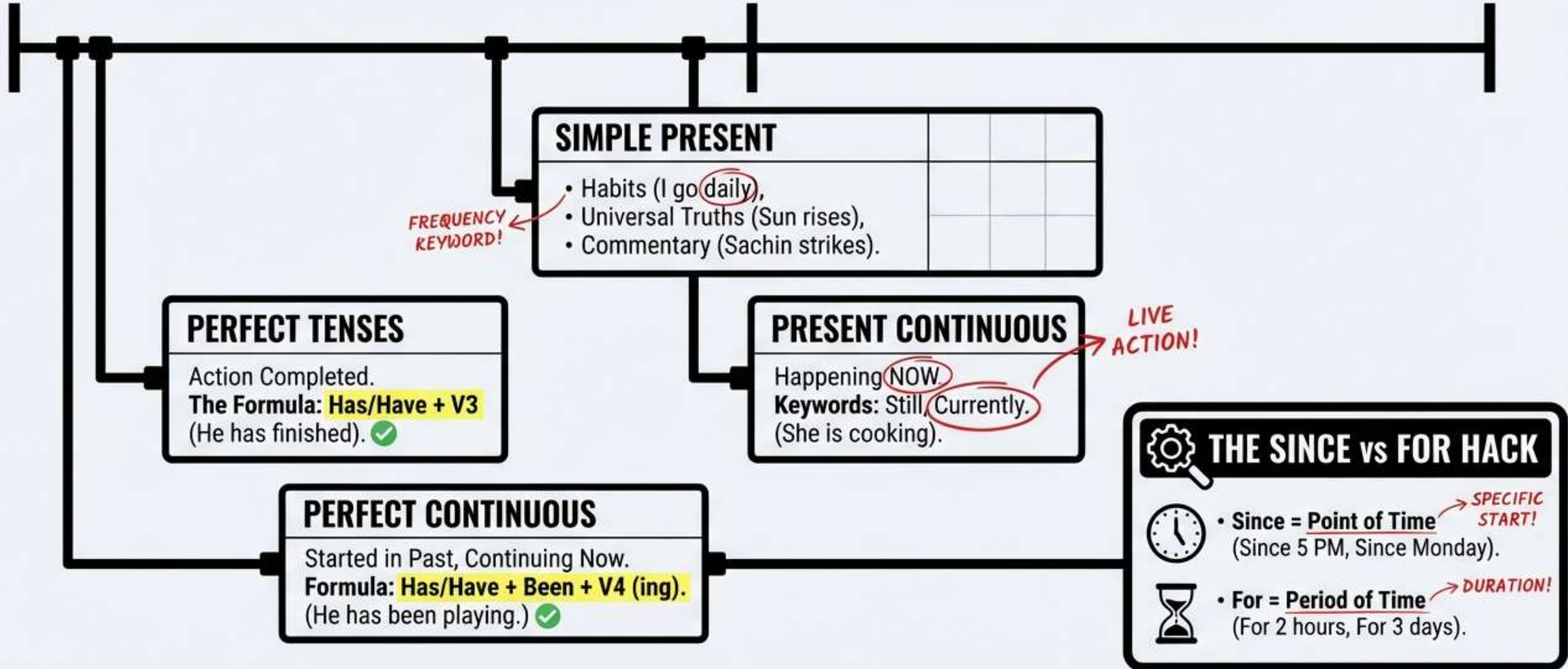
COUNTABLE (Books, Friends) Use MANY / A FEW	UNCOUNTABLE (Water, Money) Use MUCH / LITTLE
 Few Negative (Almost none)	 A Few Positive (Some / Enough)

TENSES: THE TIMELINE OF ACTION

PAST


PRESENT


FUTURE



SUBJECT-VERB AGREEMENT: THE HARMONY PROTOCOL

THE STANDARD CONTRACT


Singular Subject = Singular Verb
(He **writes**).  *Rule: +S for Singular!*

Plural Subject = Plural Verb
(They **write**).  *Rule: NO S FOR PLURAL!*

THE EXCEPTION CLAUSES

! THE COMBO MEAL

**Bread and Butter /
Rice and Curry.**


Treated as **ONE** unit
-> Singular Verb.

Bread and butter **IS** my favorite.
 *UNIT = SINGULAR!*

! THE QUANTITY RULE

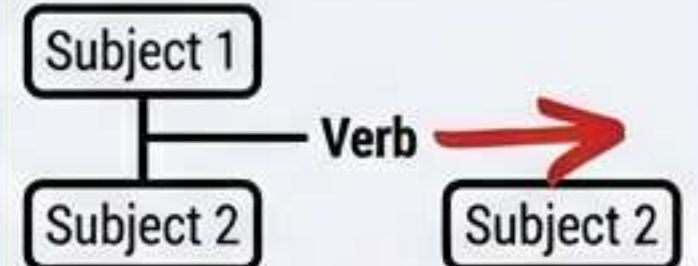
 **One of the...** *FOCUS ON ONE!*

ALWAYS takes Singular Verb.


One of the snakes **IS** poisonous.

! THE PROXIMITY RULE

**Neither/Nor,
Not Only/But Also.**



Verb agrees with the
NEAREST subject.

Neither you nor I **AM** going.
 *AGREES WITH NEAREST SUBJECT!*

**EXCEPTION HACKS!
STUDY THESE!**

MODALS: SETTING THE MOOD

THE WILL/SHALL SWAP TRICK

Normal: I / We

Normal: Others

Use SHALL

Use WILL

I WILL kill you (Threat). ✓
I WILL help you (Promise). ✓

🔍 Key for Emphasis & Commitment!

BUT FOR THREATS/
PROMISES → SWAP!

MODAL QUICK-FIRE

Can vs Could

Ability (Present) vs Ability (Past) OR Polite Request.

Less direct, more polite.

Must vs Ought to

Compulsion (Must) vs Moral Duty (Ought to).

MUST is Non-Negotiable!

May vs Might

High Possibility (May) vs Low Possibility (Might).

Stronger chance
Weaker chance

REPORTED SPEECH: THE GOSSIP ALGORITHM

How to transform direct speech to indirect speech.

1. CONNECTOR PROTOCOL

 Remove Inverted Commas. Use 'that' (statements), 'if/whether' (Yes/No), or keep 'WH-word'. *CRITICAL LINKS!*

2. PRONOUN SHIFT

I -> He/She. We -> They.

PERSONALIZE IT!

3. TENSE BACKSHIFT

Present -> Past. (Is -> Was, Has -> Had, Will -> Would).

*THE TIME MACHINE RULE!
BACKWARDS ONLY!*

4. TIME/PLACE SHIFT

Today -> That day. Tomorrow -> The next day. Here -> There.



*ADJUST THE CONTEXT!
WHERE + WHEN?*

5. THE QUESTION SWITCH

Said -> Asked.

*TURN STATEMENTS
INTO INQUIRIES!*



EXCEPTION: UNIVERSAL TRUTH

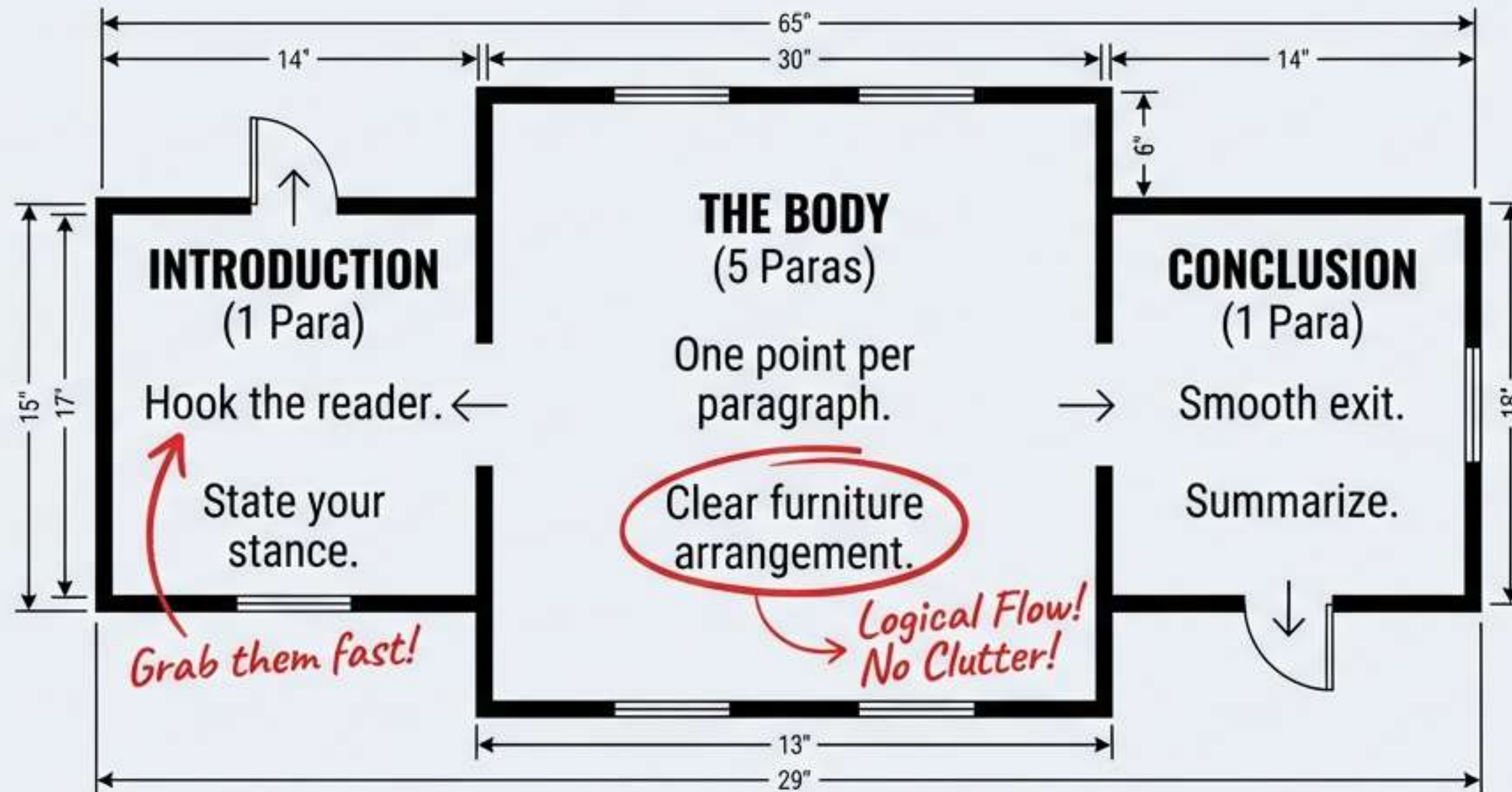
(The Earth is round).

NO TENSE CHANGE.

*✓ ETERNAL
FACT HACK!
DON'T TOUCH!*

MODULE 2: WRITING SKILLS - THE ROOM ANALOGY

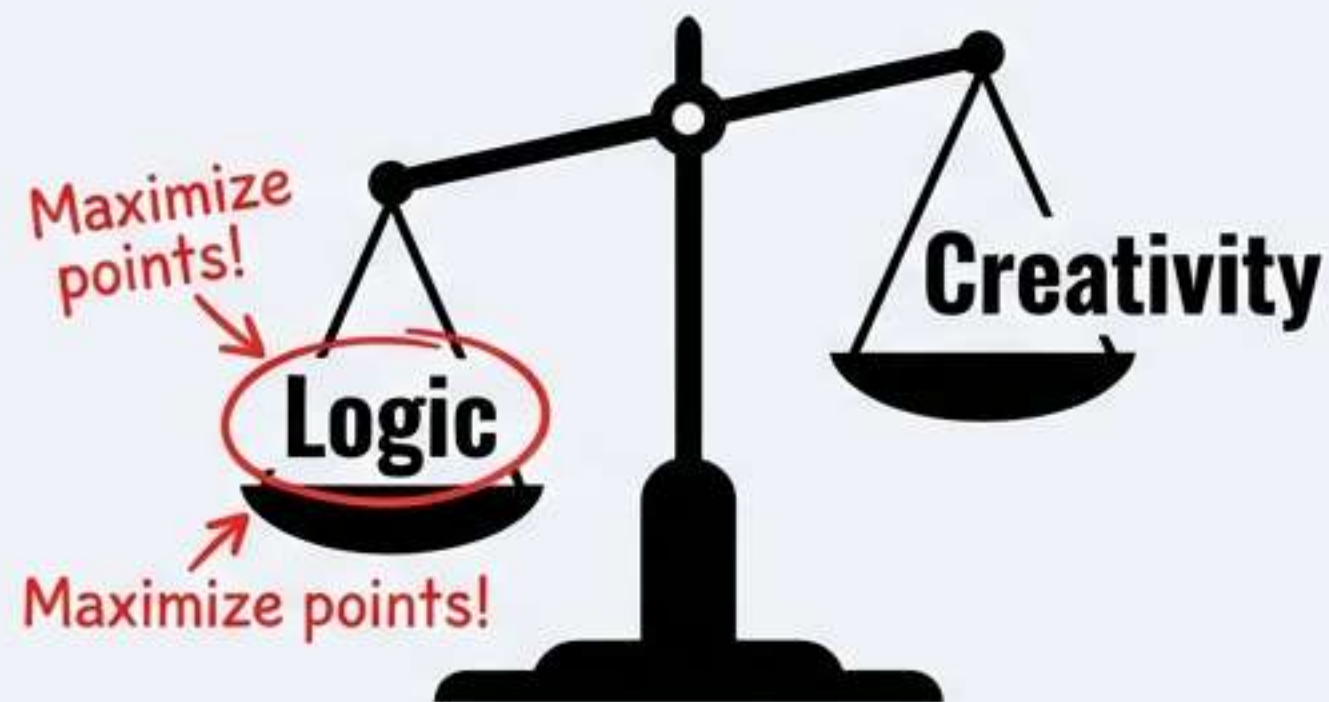
THE ESSAY STRUCTURE



SPECS

- **The Rule of 7:**
Total 7 Paragraphs.
 - **Word Count:** 300 - 350 Words.
 - **Pro Tip:** Simple & Correct > Complex & Wrong. Don't fake vocabulary.
- Keep it real!
Accuracy is key!*

THE GOLDEN ESSAY: ARGUMENTATIVE WRITING



Why Argumentative?

Logic scores higher than Creativity.
Less grammar risk. Strategic choice!

THE WINNING FORMULA

PICK A SIDE

99% Pick 'FOR'.
Easier to defend.

Default to FOR!
Less complex.

STRUCTURE

Volume matters!
Build the case.

Intro -> 3 Strong Points ->
1 Rebuttal -> Conclusion

TONE

Factual & Logical.
No emotional rambling.

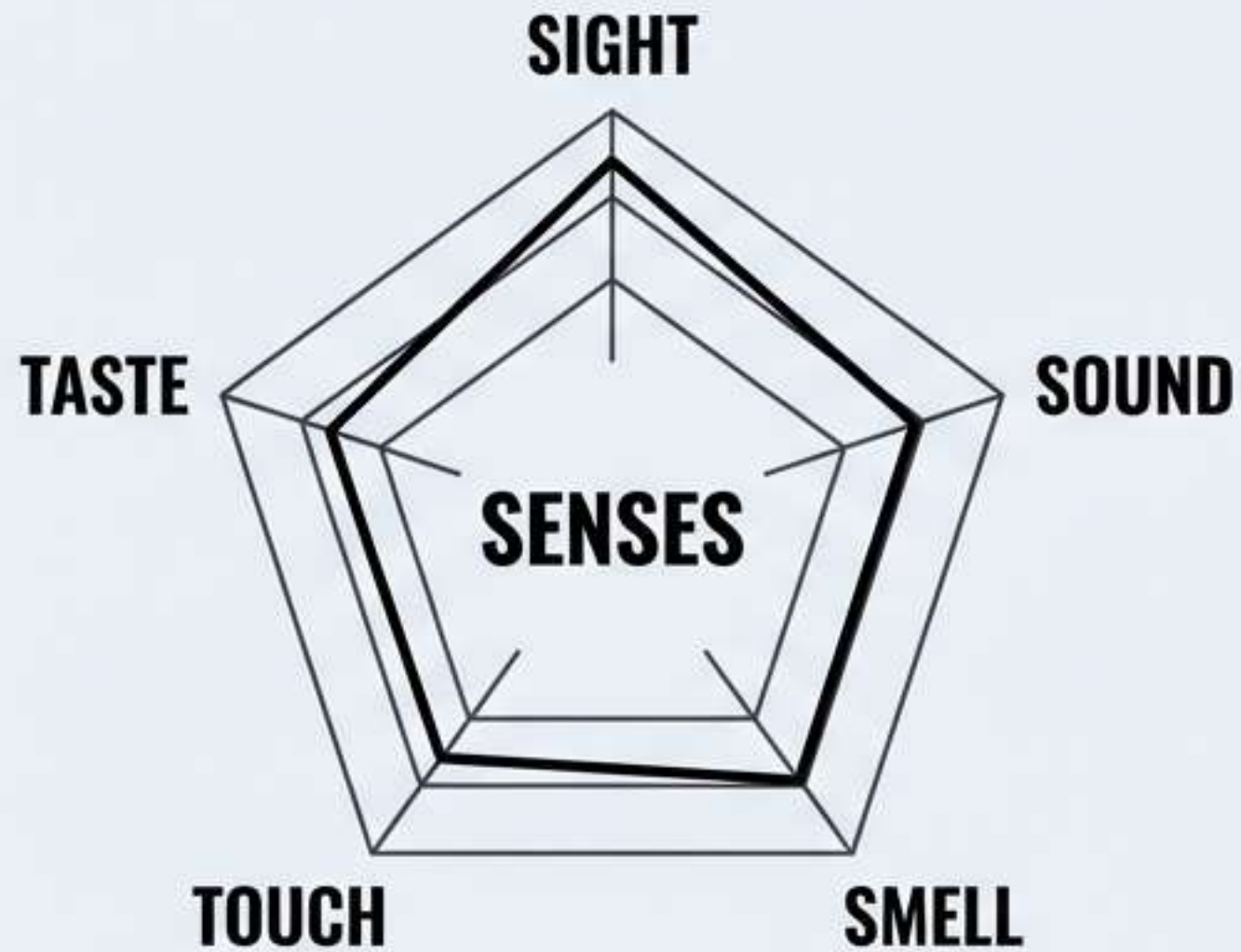
Avoid subjectivity!
Keep it cold.

REBUTTAL TRICK: Acknowledge the opponent, then destroy their view with facts.

Eternal fact hack! Dismantle the

NARRATIVE & DESCRIPTIVE: THE CREATIVITY TRAP

DESCRIPTIVE HACKS



Permanent
Marker

Show, don't tell.

Vivid details!
Paint a picture!

NARRATIVE HACKS

Must have a **CHARACTER ARC**.

Growth is essential!
No static characters!

BEGINNING
(Old Self)



INCIDENT



END

(Changed Self/
Moral Lesson)



WARNING: PICTURE COMPOSITION

DO NOT ATTEMPT unless 100% sure.

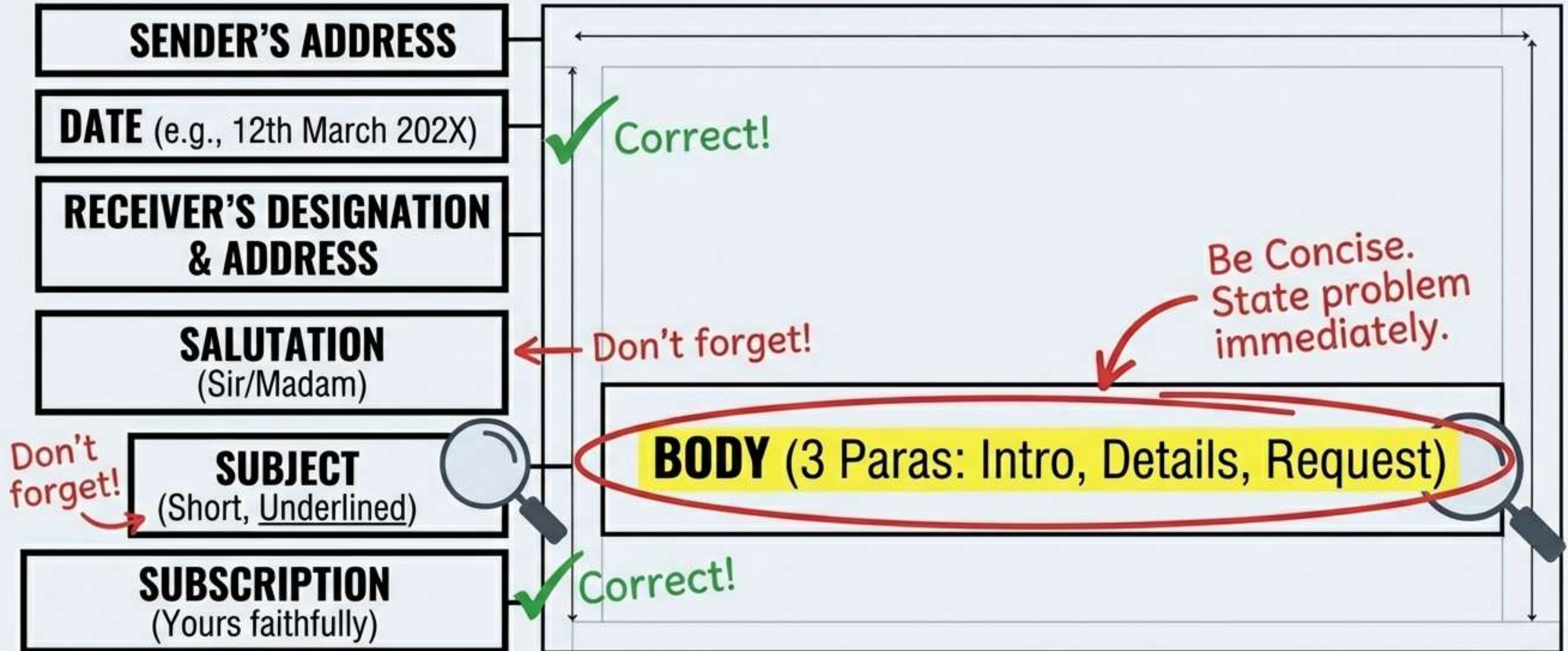
Risk: Misinterpreting background or action = Major marks lost.

Analyze: Background + Action.

Common mistake!
Stick to what's clear!

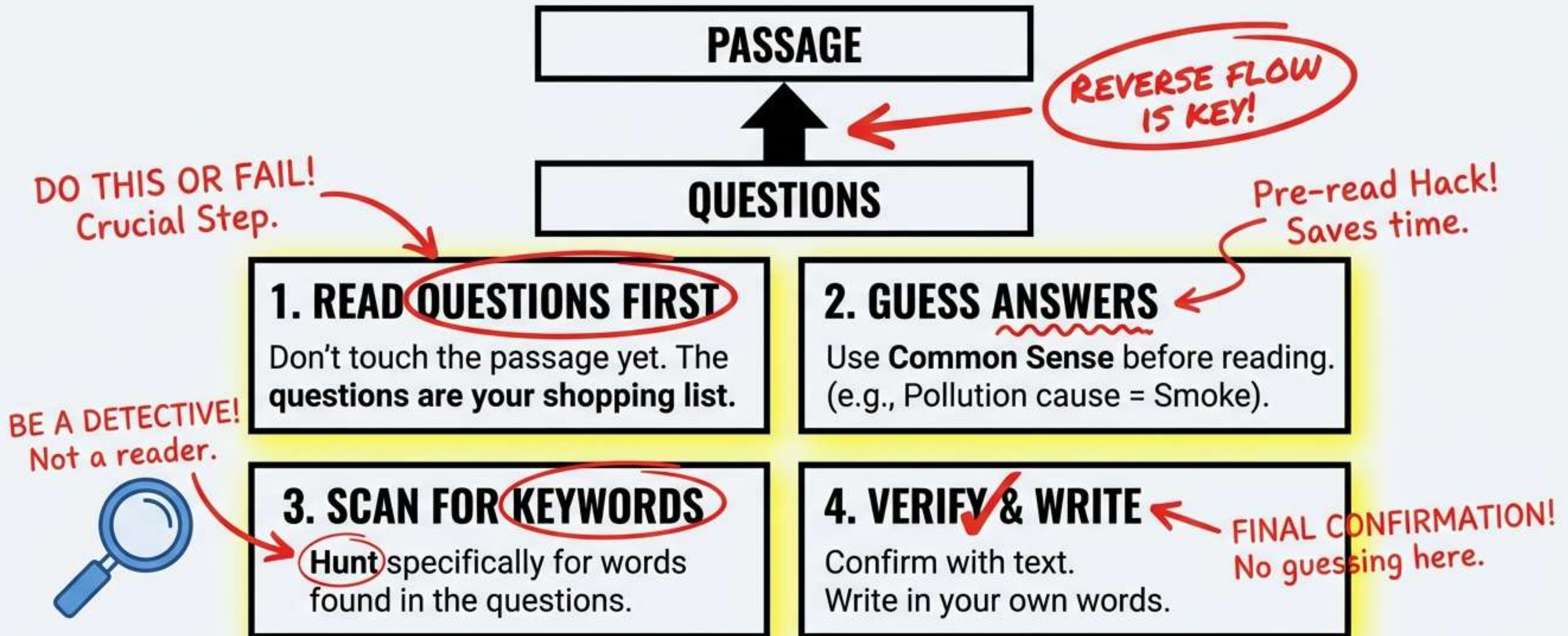
LETTER WRITING: THE FORMAT FORTRESS

→ **50%** of marks are for the Layout.



MODULE 3: UNSEEN PASSAGE - REVERSE ENGINEERING

Don't read passively. Hunt for answers.



UNSEEN PASSAGE: COMMON SENSE & VOCAB



THE COMMON SENSE FILTER

Answers are often **logical facts**.

Question: What causes global warming?

*Use passage to
CONFIRM
logic, not find
it.*

➔ **Answer:** Fossil Fuels
(You know this).

THE VOCAB HACK

Look for **Context Clues**.

The avalanche was **DEADLY**.

➔ **Option A:** Boring.
Option B: Destructive.

*Deadly =
Death =
Destruction*

DO NOT COPY-PASTE LINES. REPHRASE SLIGHTLY.

EXAM STRATEGY: THE TIME & MINDSET

3 HOURS

READING TIME (First 15 Mins)

Select Essay/Letter Topics.
Bullet point draft.

WRITING EXECUTION

UNSEEN PASSAGE (Last 40 Mins)

Do this **LAST**.
Avoids time waste.

*Crucial first step!
Drafting saves time!*

*Strategic order!
Avoid getting stuck.*

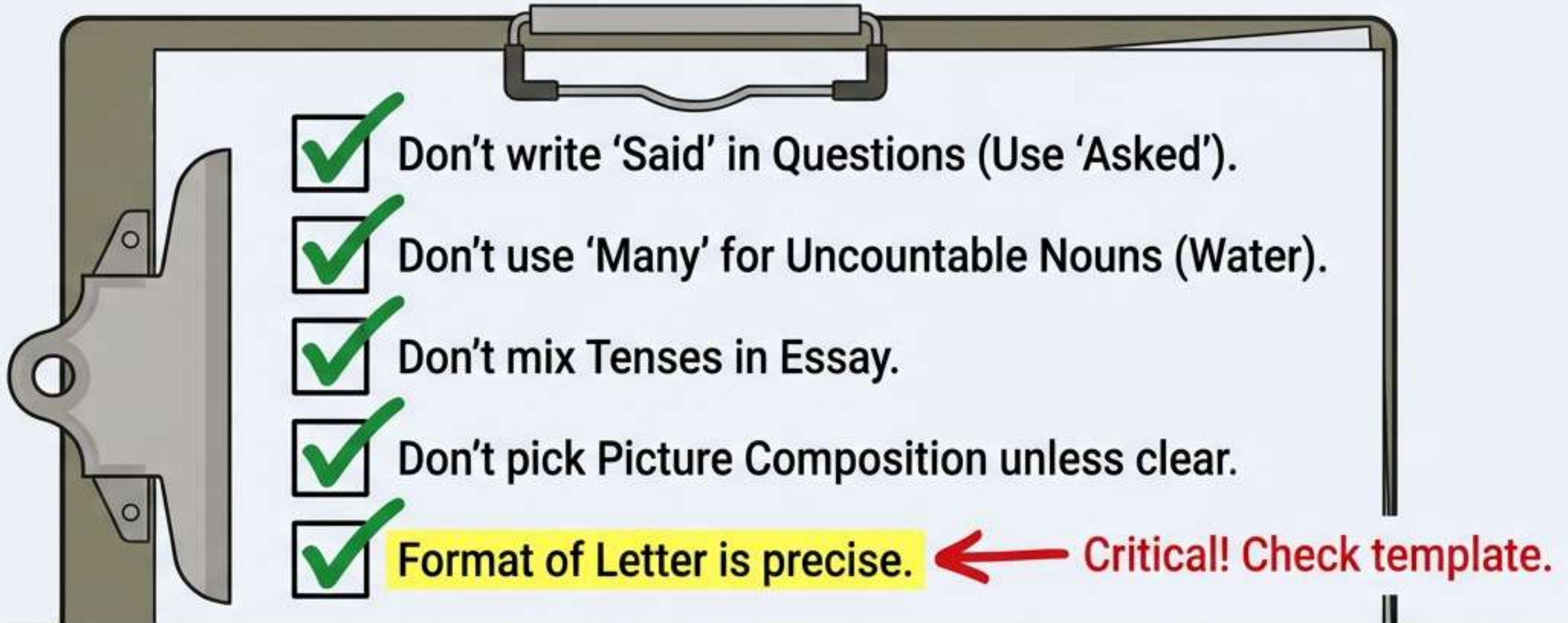
MINDSET PROTOCOLS

*Leave nothing empty!
Maximize points.*

- **NO BLANKS:** No negative marking. Attempt everything.
- **REAL-TIME REVIEW:** Check every paragraph as you finish it.

Catch errors immediately! Don't wait.

THE FINAL CHECKLIST



READY FOR DEPLOYMENT. TARGET: 80/80.